

Brandt

2024 CATALOGUE

DO

BETTER

THIS SPRING



**THE LEASE
DEALS YOU
NEED TO DO
WHAT YOU
DO BEST.**

The lowest lease rates in the business,
warranty and maintenance included!



JOHN DEERE

brandt.ca/au

S100



- RIDE-ON MOWER**
- › 17.5 hp Engine
 - › 107 cm (42-in.) Edge™ Mower Deck
 - › Hydrostatic Transmission w/side-by-side pedals
 - › Spring-assisted hand grip lever raises and lowers deck easily
 - › Operator station is wide and comfortable
 - › 2 year/120 hour bumper-to-bumper warranty

PRICE STARTING FROM
\$4,900* INC GST

X350



- RIDE-ON MOWER**
- › 16 kW (21.5 hp) V-twin iTorque Power System
 - › Standard 107 cm (42 in.) Accel Deep™ Deck, optional 107 cm (42 in.) Accel Deep Mulch Deck
 - › Hydrostatic Transmission
 - › Mow up to 3.5 ac.

PRICE STARTING FROM
\$8,650* WITH 42" DECK INC GST

X758



- RIDE-ON MOWER**
- › 18 kW (24 hp) 3-cyl Diesel Engine
 - › Standard 122 cm (48 in.) Accel Deep™ Deck, optional 137 cm (54 in.) High-Capacity Deck or 152 cm (60 in.) High-Capacity Deck
 - › Hydrostatic Transmission
 - › Mow up to 5 ac.

1580



- OUTFRONT MOWER WITH 72" DECK**
- › 1580 TerrainCut™
 - › Front Mower
 - › 7-Iron™ PRO Side Discharge or Fastback™
 - › Rear Discharge Deck
 - › Diesel Engine
 - › Compatible with select front blade and broom attachments

Z720E



- ZTRAK ZERO TURN MOWER**
- › 24 hp FS series engine
 - › 137.2 or 152.4 cm (54- or 60 in.) deck reinforcements
 - › 57.1 cm (22.5 in.) seat with adjustable armrests, springs and ComfortGlide™ suspension
 - › Cut height adjustment dial adjusts mower in ¼ in. increments from 3.8 - 12.7 cm (1.5 - 5 in.)

HPX815E



- WORK SERIES UTILITY VEHICLE**
- › 4-wheel drive, standard
 - › .56 cu m cargo box with a 450 kg capacity
 - › Pickup-style tailgate
 - › Powerful diesel engine system

BE READY FOR THE DEMANDS OF SPRING WITH BRANDT MOWER INSPECTIONS.

MOWER SERVICING FOR PETROL LAWN AND GARDEN RIDE-ON & ZTRAK ZERO TURN MOWERS.

100 Series, S240, X300, X500 Series and Residential ZTrak Zero Turn Mowers. Have a diesel mower or a mower not listed? Call us for a quote.

Z325E



- ZTRAK ZERO TURN MOWER**
- › 24 hp V-twin engine
 - › 122 cm (48 in.) Accel Deep™ Mower Decks available
 - › Mow up to 11.2 km/h (7 mph) with a 13.6 litre (3-gal.) fuel tank capacity
 - › 3-year/200-hour bumper-to-bumper warranty

PRICE STARTING FROM
\$8,500* INC GST

Z515E



- RESIDENTIAL ZTRAK MOWERS**
- › 24 hp* V-Twin ELS engine
 - › 122cm (48 in.) and 137cm (54 in.) Accel Deep™ deck with optional MulchControl™
 - › Folding Rollover Protective Structure (ROPS)
 - › 46 cm Cut and Sewn Seat
 - › Easy to read fuel gauge


PRICE STARTING FROM
\$11,256* INC GST




MANAGE YOUR COMMERCIAL MOWING FLEET USING JOHN DEERE OPERATIONS CENTER.

A JDLINK™ M Modem - 4G connects a commercial mower to the John Deere Operations Center, which enables you to manage your fleet more efficiently, increase productivity, and reduce labor costs. With a modem and Operations Center, you are always connected to the work in progress and can make timely adjustments to keep your fleet mowing.

Contact your local Brandt team for more info.



NOW OFFERING REEL GRINDING.



1023E

COMPACT UTILITY TRACTOR

- > 21.5 hp
- > Hydrostatic transmission
- > Yanmar® Tier 4-compliant diesel engine
- > Category 1, 3-Point Hitch
- > Turf or Industrial tyre options
- > Open Operator Station
- > 6 year powertrain warranty[^]

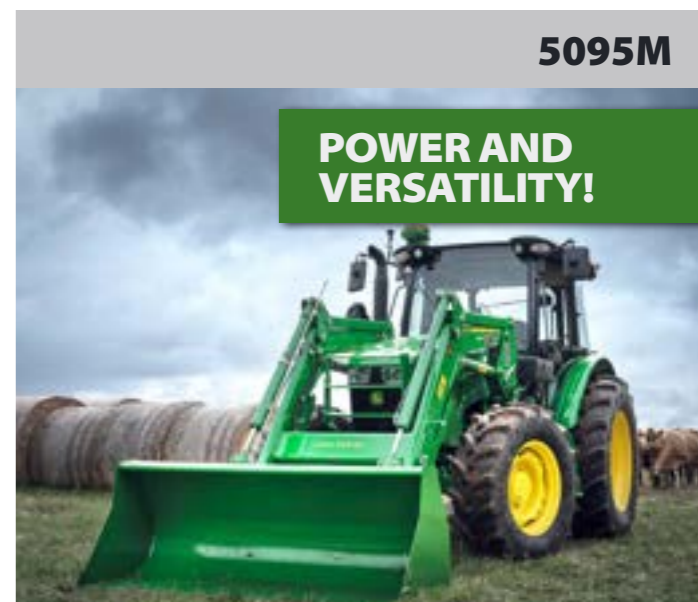
TRACTOR ONLY
\$19,995* INC GST



4044R

COMPACT UTILITY TRACTOR

- > 42.5 hp
- > Naturally aspirated diesel engine
- > eHydro™ Transmission
- > Open Station
- > Premium features: Hitch Assist, Aux Hitch Control, HST controls



5095M

POWER AND VERSATILITY!

NEW UTILITY TRACTOR

- > 70.8 kW (95 hp) 4-cyl. John Deere PowerTech™ M 4.5 L diesel engine
- > 16F/16R or 32F/16R PowrReverser™ transmission
- > Open station or cab
- > MFWD
- > High hydraulic flow




1025R

COMPACT UTILITY TRACTOR

- > 23.9 hp
- > 2 stage Hydrostatic transmission
- > 4 WD
- > Yanmar® Tier 4-compliant diesel engine
- > Category 1, 3-Point Hitch
- > Turf or Industrial tyre options
- > Open Operator Station
- > Standard LED headlights and work lights
- > 6 year powertrain warranty[^]

TRACTOR ONLY FROM
\$25,495* INC GST



3038E

COMPACT UTILITY TRACTOR

- > 36.7 hp
- > Standard 4-wheel drive (4WD) for traction
- > Hydrostatic transmission with Twin Touch™ pedals
- > On-board diagnostics including Service ADVISOR™
- > Category 1, 3-point hitch compatible with dozens of implements
- > 6 year powertrain warranty[^]



0% FINANCE
ON ALL JOHN DEERE
5E SERIES TRACTORS
 Ranging from 50 to 93 HP

5055E

UTILITY TRACTOR

- > John Deere PowerTech™ M 2.9 L engine
- > 2 transmission options - 9F/3R Synchronised or 12/12 Power Reverser.
- > 540 & 540E PTO

^{^^}Conditions apply. Finance available from John Deere Financial Limited to approved commercial applicants only. Finance rate of 0% p.a. based on 30% deposit, GST back and 36 month term. Fees and charges apply. Offer ends 31/10/2024.

DO MORE.



1.25M JOEY KANGA SLASHER
\$3,650* INC GST



KANGA H RANGE POST HOLE DIGGER
\$3,200* INC GST



1.2M KANGA WOODEN CARRYALL
\$1,095* INC GST



HIMAC HF2E DOUBLE SPEAR HAY FORKS - EURO
\$1,590* INC GST



HUSTLER LM100 SOFTHANDS
\$3,900* INC GST

300L LIGHTFOOT TRAILED SPRAYER.

- > 4m Boom
- > 12v pump 20L/min. 60 psi with pressure regulator
- > 30m Hose Reel

\$4,990* INC GST



FACTS ABOUT REMANUFACTURING.

John Deere Reman is a sustainable process which restores used components to a standard that meets or exceeds the original performance specifications. "Remanufacturing" is a powerful tool to reduce waste and conserve natural resources, while reducing input expenses by providing a cost-effective alternative for parts replacement.

John Deere remanufactures major components such as engines, transmissions, axles, and electronics for reuse. When a component is remanufactured, engineering updates can be applied that incorporate the latest design enhancements so each part delivers an as-new performance.

DID YOU KNOW?

1. John Deere remanufactures around 2,300 active part numbers
2. In 2022, nearly 12.5 million kilograms of material was recycled through John Deere remanufacturing
3. When a John Deere Reman axle is used instead of an OEM (Original Equipment Manufacturer) axle, 54% of CO2 emissions are saved - equivalent to the emissions of a 10,000km road trip
4. Remanufacturing is a relatively young industry that employs more than 450,000 people globally
5. John Deere Reman parts cost less than their OEM equivalent and are backed by a comprehensive warranty
6. Remanufacturing at John Deere is set to grow 50% by 2030, in line with our Sustainability Strategy



To learn more about John Deere Reman, search John Deere Remanufactured Parts & Components OR John Deere 2022 Global Sustainability Report.

SECURE YOUR HARVEST ESSENTIALS.

COOLAMON CHASER BIN **36T**



- › 36T Capacity
- › 20" Unloading Auger
- › 18" Cross Auger
- › 12T Per min Unloading Speed
- › Unloading Height 4.45m
- › Steerable Axle
- › Weight Scales
- › Camera Pack
- › Light Pack

COOLAMON MOTHER BIN **150T**



- › 177m3 Capacity
- › 20" Unloading Auger
- › 18" Cross Auger
- › Front and Rear Steering
- › Electrically Controlled Tarp
- › Weight Scales
- › Camera Pack
- › Light Pack

847



- BRANDT 847 TRANSPORT AUGER**
- › 47ft Auger
 - › 8" Auger Diameter
 - › 100.69T Per/Hr Unloading Speed
 - › Supercharged Flighting
 - › Kohler Engine



BRANDT 1390HP+ SWING AWAY AUGER

- › 299.37 T/HR
- › 13" x 90 FT Auger
- › Low Profile Hopper
- › 1000 RPM Heavy Duty Gearbox
- › Scissor Lift Undercarriage



BRANDT 1547LP GRAINBELT

- › 15" 57ft
- › Up to 244.94 T/HR
- › 15" belt width
- › Low Profile Hopper
- › Kohler engine



BRANDT 5200EX GRAIN VAC

- › 141.52 T/HR
- › Minimum tractor horsepower required 70HP
- › Auger diameter 10"
- › Air Throttle Control

6140M



LEASE NOW | **\$3150** PER MONTH EXCL. GST

- › PowerTech™ E 6.8L Diesel Engine
- › Choice of five transmission options
- › Triple Link Suspension (TLS) Plus MFWD Axle
- › Full Frame design, 2.765 mm wheelbase



TALK TO YOUR LOCAL BRANDT TEAM ABOUT LEASE PRICING ON OTHER MODELS

R310R



MOWER CONDITIONER

- › 3.10m Cutting Width (3.50m R350R is also available)
- › Vertical folding for transport
- › Available with Steel Impellor & Polyurethane Rollers
- › Gearbox driven conditioner

460M



ROUND BALER

- › Available in the following models:
- › MegaWide™ HC² feed system with Precutter (optional)
- › BaleTrak™ Pro monitor-controller
- › Exclusive DiamondTough™ triple weave belts
- › Exclusive CoverEdge™ surface wrap option
- › Built in the USA

0% FINANCE ON JOHN DEERE BALERS, MOWERS & MOWER CONDITIONERS**

C441R



WRAPPING CHAMBER BALER

- › Tandem or single axle
- › Premium specification
- › Excellent in all kinds of crops
- › Produces around 80 perfect bales an hour

V451R



VARIABLE CHAMBER BALER

- › High capacity, high performance 2.2 m widefeeding system
- › High Capacity Rotor: 480 mm diameter converging auger
- › Adjustable bale diameter in a 1.21 m bale chamber width for maximum bale weight
- › Hands-free unplugging with wide hydraulic drop-floor



KUHN GMD 310 DISC MOWER

- › Working width 3.1m
- › 8 Discs
- › Hitch 3-Point Cat 2
- › Cutting height range 30-50mm
- › 540 PTO Speed



KUHN GA750+RAKE

- › Working width 6.7- 7.4m
- › 2 Rotors
- › 3.3m Rotor diameter
- › Hitch 2-Point Cat 2
- › Minimum PTO power requirement 50hp



KUHN GF 6502 MOUNTED ROTARY TEDDER

- › Working width 6.5m
- › 6 Rotors
- › Tine arms per rotor 6
- › Hitch 3-point - Cat. 2



KUHN FC 3561 TCS 1000

- › Working width 3.5m
- › 6 Discs
- › FAST-FIT Quick Release Blades
- › 1000 PTO Speed
- › Minimum PTO power requirement 84



GOLDACRES PRAIRIE SPECIAL SERIES 2.

- › Available in 4000,5000,6500,8500 and 10,000L tank capacities
- › 24m to 36m TriTech Boom
- › 260 l/pm PTO Pump (260 l/pm hyd drive optional)
- › Large Rinse Tank
- › Rigid or Airbag Suspension

THE PERFECT FIT FOR THE WORK YOU DO.

KT144



THE IDEAL WORKSITE VEHICLE!

- › Engine output 33.3KW/45HP
- › Stacking height 4.3m
- › Max Lift Capacity 1450Kg
- › Hydraulic Flow 42l/pm
- › Transmission 30Kh
- › FWD
- › Air conditioned cab

KT276



- › Engine output 55.4KW/75HP
- › Stacking height 5.7m
- › Max Lift Capacity 2700Kg
- › Hydraulic 89 l/Pm
- › Transmission 30Kh
- › 3 steering options

KT307



- › Engine output 100KW/134HP
- › Stacking height 7m
- › Max Lift Capacity 3,000Kg
- › Hydraulic 100 l/Pm
- › Transmission 30Kh 40km (option)
- › Reversing Camera

LEASE FROM
\$3,500 PER MONTH** EXCL GST

KT407



- › Engine output 100KW/134HP
- › Stacking height 7m
- › Max Lift Capacity 4,000Kg
- › Transmission 40km
- › Central lubrication system

LEASE FROM
\$3,750 PER MONTH** EXCL GST

KT457



- › Engine output 100KW/134HP
- › Stacking height 7m
- › Max Lift Capacity 4,500Kg
- › Transmission 40km
- › Central lubrication system

LEASE FROM
\$4,250 PER MONTH** EXCL GST



TALK TO YOUR LOCAL BRANDT TEAM ABOUT LEASING OPTIONS ON THE WHOLE KRAMER RANGE.



HIMAC ROCK PICKER.

RP20KRA

- › Suitability 40 to 140hp
- › Volume 0.60 m3
- › Work Width 2m

VALUE IN EVERY PASS, EVERY SEASON.

FROM MACHINE PERFORMANCE TO FIELD MANAGEMENT TO DATA ANALYSIS, JOHN DEERE IS THE INDUSTRY LEADER IN PROVIDING YOU THE PRECISION AG TOOLS YOU NEED TO MONITOR, MANAGE, AND MAXIMISE YOUR FARM OPERATIONS.

EVERY PRODUCTION STEP – EVERY SEASON.



GREATER EFFICIENCY
From automation to repeatability, find the precision technology you need to work faster and smarter.



LOWER COSTS
Precise seed placement. Better application accuracy. Less input. That means lower costs.



HIGHER YIELDS
From your machines to your fields, precision ag fuels better performance. And that powers higher yields.



G5 DISPLAY
Do more with a bigger, faster, and clearer display



SF7000 RECEIVER
Go RTK, tower free with SF-RTK



JD LINK M SPEC OR R SPEC MODEM
Connect your machines and wirelessly transfer your field data

SIZEABLE IMPACT.

TALK TO YOUR LOCAL
BRANDT TEAM ABOUT
**LEASING
OPTIONS**
ON COMPACT
CONSTRUCTION
EQUIPMENT!

E36ZS



COMPACT EXCAVATOR

- › Net Power: 22.2 kW (29.7 hp)
- › Max Digging Depth: 3.24m (10 ft. 7 in.)
- › Operating Weight: 3718kg (8,196 lb.)
- › E36ZS breakout force at bucket 35.0 kN

317G



COMPACT TRACK LOADER

- › Rated Operating Capacity: 965 kg (2,125 lb.)
- › Gross Power: 48.5 kW (65 hp)
- › Net Power: 45.6 kW (61 hp)
- › Operating Weight: 3824 kg (8,423 lb.)

325G



COMPACT TRACK LOADER

- › Rated Operating Capacity: 1176 kg (2,590 lb.)
- › Gross Horsepower: 54.8 kW (74 hp)
- › Net Horsepower: 52.5 kW (70 net hp)
- › Operating Weight: 4313 kg (9,500 lb)

333G

COMPACT TRACK LOADER

- › Rated Operating Capacity: 1680 kg (3,700 lb.)
- › Gross Power: 74.6 kW (100 hp) @ 2,500 rpm
- › Net Power: 72.0 kW (96.6 hp) @ 2,500 rpm
- › Operating Weight: 5493 kg (12,100 lb.)

E18ZS

COMPACT EXCAVATOR

- › Net Power: 13.8 Kw (18.5 Hp)
- › Max Digging Depth: 2.32m (7 Ft. 7 In.)
- › Operating Weight: 1836kg (4,047 Lb.)
- › E18ZS breakout force at bucket 18.7kN

LEASE FROM
\$850
PER MONTH**
EXCL GST





MASSIVE

SAVINGS ON GEN4 4640 DISPLAY AND SF6000 RECEIVER BUNDLE.^{^^^}

\$18,500

INCL GST

MASSIVE SAVING OF \$2,500 — LIMITED STOCK AVAILABLE

1800 237 887
brandt.ca/au

Brandt

*Terms and conditions apply. Some products, options, attachments or accessories may not be available. Images are for illustrative purposes only and may show features or attachments not included in the price. Implements and attachments are sold separately. Products, specifications and availability are subject to change without notice. The engine horsepower and torque information are provided by the engine manufacturer to be used for comparison purposes only. Actual operating horsepower and torque will be less. Refer to the engine manufacturer's website for additional information. Unless amended or withdrawn early, offers expire 31/10/2024.

^^Conditions apply. 6 year / 2000 hour Powertrain warranty (whichever comes first).

^^^Terms and conditions apply. Strictly no trades. Additional harnesses and brackets may be required. Additional items charged at full price. Offer valid while stocks last.

^^^^Terms and conditions apply: Minimum 3 years lease commitment, restricted hours per year and will vary depending on model. Warranty and maintenance included. To approved commercial customers only. Machine must be returned to Brandt at end of lease unless discussed at time of signing lease. Security deposit due at signing. Terms and conditions may change without notice. Unless amended or withdrawn early, current pricing expires 30/10/2024.