

CLARK

WPL25

CLARK WPL25 A Lithium-Ion, Electric Hand Pallet Jack

FEATURES & BENEFITS

- **HYDRAULICS**

Permanent magnet DC pump and chrome plated cylinder provide for smooth and efficient lifting.

- **ELECTRICAL**

Water resistant connectors and shrouded wiring harness supply power reliably to components. System includes a key switch, emergency power disconnect and on-board dock for Easy Exchange Battery.

- **BRAKES**

Electromechanical brake provides good stopping power when handle is upright or lowered beyond the operating range.

- **CONTROLS**

Travel, lift, and lower functions are located in the ergonomic operator handle. All operator controls are accessible without having to lift one's hand from the loop handle. The control head is designed to allow easy operation with either hand and includes a belly button reversing switch, dual butterfly travel controls, horn, battery discharge indicator and manual lowering control for quick and efficient operation. The low mounted tiller arm offers excellent operator comfort and minimum steering effort.

- **DUTY CYCLE**

Revolutionary Easy Exchange Battery delivers up to 3 hours of operation and can be fully charged within 2.5 hours. Optional extra batteries can be purchased to extend run time or to serve as a reliable back-up.

- **FORKS 27" OAW x 45.25" OAL**

Designed for use with standard 48" pallets and other common skids and containers. Forks can achieve a maximum elevation of over 7.5" and are shaped at the load wheel housings for pallet entry and exit without need for wearable rollers..

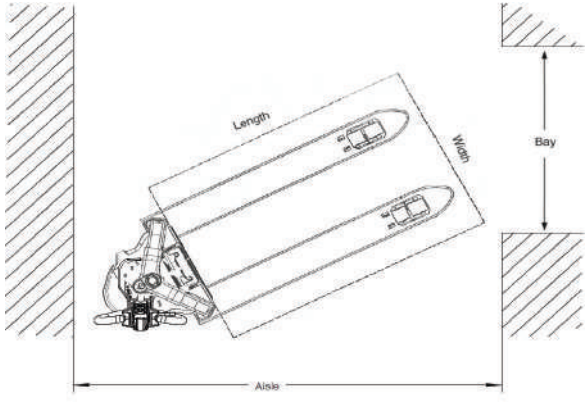
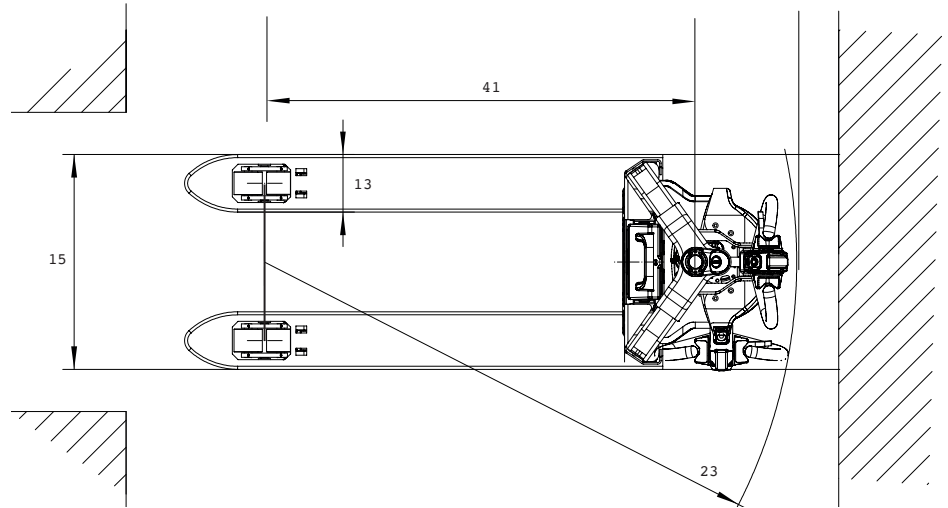
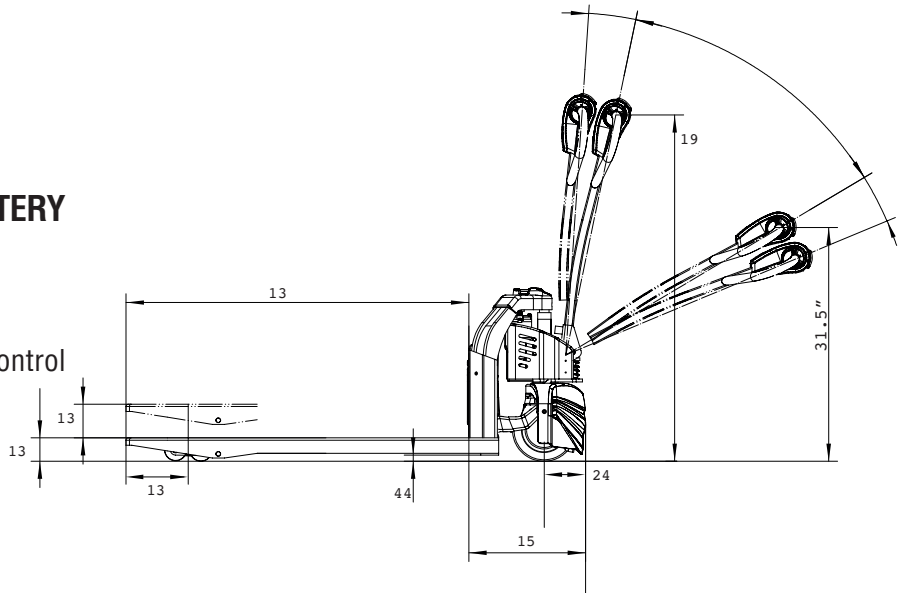
- **SERVICEABILITY**

Removable covers and modular design of components provides for easy maintenance with simple hand tools. Two piece drive wheel reduces complexity of tire changes.

**CLARK**[®]

SPECIFICATIONS

- CAPACITY**
 2500 lbs. at 24" Load Center
- EASY EXCHANGE LITHIUM ION BATTERY**
 24-volt 20AH rechargeable
 110VAC plug-in external charger
- SPEED**
 24-volt **Curtis** DC transistor travel control with permanent magnet drive motor.
- TRAVEL**
 Variable from 0 mph to 2.8 mph empty
 Variable from 0 mph to 2.5 mph loaded
- WEIGHT**
 288 lbs. with battery
- TIRES / WHEELS**
DRIVE
 8.3" x 2.8" polyurethane
LOAD
 2.4" x 3.1" polyurethane



13	Fork	Lift height to top of fork	in(mm)	4.5 (114)
		Lowered height at heel/toe	in(mm)	3.12 (79)
		Width	in(mm)	5.9 (150)
		Usable length	in(mm)	45.25 (1,149)
		Tip of fork to load wheel	in(mm)	7.75 (197)
15	Overall Dimensions	Length to Fork Face	in(mm)	15.25 (387)
		Overall Width	in(mm)	27 (686)
19	Handle Height	Ground to top of released handle	in(mm)	46 (1,168)
23	Turning Radius		in(mm)	55 (1,397)
24	Head Length	Front of frame to center of drive tire	in(mm)	6.5 (165)
41	Wheelbase	With forks lowered	in(mm)	46.5 (1,181)
44	Ground Clearance	Minimum without load	in(mm)	1.1 (28)

Aisle Guide

WPL25 Right Angle Stacking

Load Length			
Load Width	36"	42"	48"
36"	60.5"	60.5"	63.25"
40"	60.5"	60.5"	63.25"
48"	60.5"	60.5"	63.25"

For ease of use add 6 to 12" to aisle dimension listed



CLARK Material Handling Company
 North American Headquarters
 700 Enterprise Drive • Lexington, KY 40510
 866-252-5275 • www.clarkmhc.com



59-894-0968

Aisle dimensions listed above assume 4" between loads. Use the larger dimension; load width or load length. For ease of use and add 6" to 12" for operator clearance to the appropriate specifications listed above. Truck performance may vary due to application requirements' and changes in model design.